



**Guru Angad Dev
Teaching Learning Centre of MHRD
SGTB Khalsa College, Delhi University**

*A Centre of MHRD, Govt. of India
under Pandit Madan Mohan Malaviya National Mission
on Teachers and Teaching (PMMMNMTT)*



In collaboration with



PROVIDENCE WOMEN'S COLLEGE
College with Potential for Excellence Re-accredited with A+ grade
CARMEL HILL, MALAPARAMBA P.O. CALICUT 673009
Affiliated to University of Calicut

REPORT

One Week Online Faculty Development Programme

Digital Tools in Teaching

(23/11/2020-27/11/2020)

Date(s): 23/11/2020 – 27/11/2020

Duration: 5 days

Title: Digital Tools in Teaching

No. of Registrations: 75

No. of Participants joined: 75

No. of Participants Qualified (50 or above Total Marks out of 100): 63

No. of Participants Not Qualified (49 or less Total marks out 100): 12

Organising Committee @ GAD-TLC

CORE TEAM

- Prof A. K. Bakhshi, Chairman, GAD-TLC and VC, PDM University, Haryana,
- Prof K V Bhanumurthy Vice-Chairman, GAD-TLC
- Dr. Jaswinder Singh, Principal SGTB Khalsa College & Director, GAD-TLC
- Dr. Vimal Rarh, Project head and Joint Director, GAD-TLC

National Coordinator- Dr Vimal Rarh

Organising Committee @ Providence Women's College, Calicut

- **Coordinator:** Dr. Deepthi Jose, Asst. Professor, Department of Chemistry
- Dr. Minoov Divakaran, Asst. Professor, Department of Botany
- Dr. Laina P., Asst. Professor, Department of History
- Dr. E. Julie, Asst. Professor, Department of Zoology
- Dr. Aparna Nandakumar, Asst. Professor, Department of English
- Ms. Preethy Mary George, Asst. Professor, Department of English
- Ms. Sharanya V., Asst. Professor, Department of Computer Science

Resource Persons and Panelists:

1. Dr. Paulbert Thomas, Assistant Professor, Department of Electronics, The Cochin College, Kochi, Kerala
2. Dr. Ashkarali P, Assistant Professor, Assistant Professor, Department of Electronics, Govt Arts and Science College, Tanur, Malappuram, Kerala
3. Dr. A. R. Ramesh, Assistant Professor, Department of Chemistry, Govt. Victoria College, Palakkad, Kerala
4. Dr. Deepthi Jose, Asst. Professor, Department of Chemistry, Providence Women's College, Calicut



Providence Women's College, Calicut, University of Calicut (UGC Paramarsh scheme)

Coordinator
Dr. Deepthi Jose
Assistant Professor
Department of Chemistry
Organizing Team

Dr. Minoo Divakaran
Dr. Laina P.
Dr. Julie E.
Dr. Aparna Nandakumar
Ms. Preethy Mary George,
Ms. Sharanya V. P.

Successful completion certificate only on Full attendance and Qualifying (50% and above) in Assignments, Projects and Tests as per GAD TLC norms

6 p. m.

Recorded Classes: Listen as per your convenience

Assignments and quiz: Complete in 24 hours

Feedback: Complete on each day

Project: Can be completed in a week for flexibility

One Week Commitment in a Flexible Mode



One Week Online FDP
on
DIGITAL TOOLS IN TEACHING
23 – 27 November 2020

23rd November 3 p. m.



Inaugural Address
Prof. M. K. JAYARAJ
Vice Chancellor
University of Calicut, Kerala



Keynote Address
Prof. A. K. Bakhshi
Vice Chancellor, PDM
University, Harvana



Presidential Address
Dr. (Sr.) Jaseena Joseph
Principal, Providence
Women's College, Calicut



Guest of Honour
Dr. Vimal Rarh
National Coordinator (FDP),
Project Head & Joint
Director, GAD-TLC of



Felicitation
Dr. Minoo Divakaran, IQAC
Coordinator, Providence
Women's College, Calicut

Topics to be discussed

Video Recording and live streaming using OBS, Video Editing using Kdenlive, Course creation in Moodle, Content uploading in Moodle, Question bank preparation in Moodle, Evaluation using Moodle

Eligible Participants:

Inter – disciplinary: For all subject teachers in higher education

HOW TO APPLY

For Registration **CLICK HERE**

Registration Fees: Rs. 600/-



Limited seats. Assured Registration on first come first serve basis.

Last date of registration: 21/11/2020 5 p.m.

Providence Women's College, Carmel Hills, Malaparamba, Calicut, Kerala – 673009

Email: tlc@providencecollegecalicut.ac.in

Registration link: <https://forms.gle/AKTLASH2NJUScggBA>



Guru Angad Dev Teaching-Learning Centre of MHRD (PMMMNMTT)
SGTB Khalsa College, Delhi University

CO-PATRON
Dr. Jaswinder Singh
Principal,
SGTB Khalsa College, DU
Director, GAD-TLC of
MHRD

NATIONAL COORDINATOR

Dr. Vimal Rarh
Project Head &
Joint Director,
GAD-TLC of MHRD
Coordinator,
National Resource
Centre of Chemistry
of MHRD

Equivalent to face to face One Week FDP (Fulfills requirement as per CAS of UGC and AICTE for promotional requirements of Teachers)
Institutional Benefits: NAAC and NIRF

This will be conducted through Online Mode and will be equivalent to Face to Face One Week FDP

DAY ONE SCHEDULE AND REPORT

Providence women's college established in 1952 by the AC community .to empower women of Malabar region through education. Travelled a long way from its modest beginning and came one among reputed women's colleges of India, recognized by UGC as a college with potential for excellence in 2016and reaccredited by NACC with A plus grade in 2017. To have a strong virtual engagement with students and to recreate the lovely and interactive classrooms in an online mode Providence Women's College with the GAD TLC has organized a five-day FDP Digital tools in teaching for the faculty members of the higher education from Nov 23-29. The five-day National Faculty development program was in collaboration with Guru Agnad Dev Teaching Learning centre of SGTB Khalsa College, University of Delhi. Guru Angad Dev TLC has trained more than 25,000 teachers in the areas of e learning, blended learning pedagogies, ICT tools and educational technologies. The centre has developed more than 50 MOOCS for *Swayam* and the e content developed by GAD TLC has been rated as one of the best in quality at the National level. Guru Agnad Dev TLC is a center of MHRD under Pandit Madan Mohan Malviya National Mission on Teachers and Teaching scheme. Pandit Madan Mohan Malviya National Mission on Teachers and Teaching scheme instituted by MHRD in 2017 facilitates the trainings of the teachers by constituting TLCs in various higher education institutions in our country.

PROGRAMMES

DAY 1: 23/11/2020

Day 1: Screen Recording Using OBS Resource Person: Dr. Paulbert Thomas, Assistant Professor, Department of Electronics, The Cochin College, Kerala	Recorded Class	1. Installation of OBS 2. Basic Functionalities of OBS
	Inaugural session and Keynote address	
	Live Class	1. Basics of OBS
	Assessment	

Recorded class on the following topics were made available to participants at 7 a.m.

- Installation of OBS
- Auto configuration of OBS
- Creating You tube channel
- Different sources that can be used in OBS recording

Inaugural ceremony

The ceremony began at 3.00 pm on 23 August 2020.

➤ Welcome Address:

Dr. Deepthi Jose, Coordinator of FDP & Assistant Professor, Department of Chemistry, Providence Women's college

- Presidential Address:
Dr. (Sr.) Jaseena Joseph, Providence Women's College
- Guest of Honour:
Dr Vimal Rarh, National Coordinator and Senior chemistry faculty at SGTB Khalsa College, University of Delhi. Leading e learning experts in India and women edupreneur, and also joint director of MHRD and deputy director of centre of E learning, SGTB Khalsa college.
- Inauguration Address:
Prof. M K Jayaraj, The vice chancellor of University of Calicut, Expert in the field of Nanostructured devices, transparent electronics, Ferroelectric thin films, Electroluminescent Devices, Laser and RF plasma studies.
- Guest of Eminence :
Prof. A. K. Bakshi, Founding Vice-Chancellor of PDM University, Bahadurgarh, Haryana. Chairman of the National Resource Centre of Chemistry of MHRD, Guru Angad Dev Teaching-Learning Centre of MHRD and Centre for e-Learning at SGTB Khalsa College of Delhi University. Member of the Standing Committee of the *National Mission on Education through ICT* (NMEICT) of the Govt. of India.
- Felicitation:
Dr.Minoo Divakaran
IQAC Coordinator and Assistant professor of Botany, Providence Women's College
- Vote of Thanks:
Dr. E. Julie: Assistant professor of Zoology, Providence Women's college

Keynote Address 4.00 p.m. to 5.00 p.m.

Prof. A. K. Bakhshi

Topic: **Over view of digital transformation in higher education in India: Challenges and opportunities**

Key points

- Digit tools
- Information and Communication Technology
- What are MOOCs
- Development of MOOC
- Pathashala
- MOOCs in India
- Challenges in the development of MOOC
- Digital Divide
- Assessment
- Pedagogical innovation and methodology

- ICT and new pedagogical innovations
- Flipped learning
- Educational technologies of future
- Basic Technology skills for teachers
- NEAT scheme of MHRD

Technical Session I: 5:10 pm to 6:00 p.m.

- Session chairperson: Dr. Laina P., Assistant Professor of History, Providence Women's College
- Resource Person: **Dr. Paulbert Thomas**, Assistant Professor, Department of Electronics, The Cochin College, Kerala
- Topic: **Screen Recording Using OBS**

OBS, or Open Broadcaster Software, is a free, open-source software package that allows you to record or stream what's displayed on your computer screen, as well as other sources. You can stream to services such as YouTube and record in a variety of different formats to either edit later or publish to video sharing websites.
- Key points discussed
 - Open Source Softwares
 - Terminology
 - OBS installation
 - Basic settings in OBS
- Issues related to the installation of OBS software of the participants were addressed
- Vote of thanks: **Dr. Laina P.**, Assistant Professor of History, Providence Women's College
- Assessment: a) Crossword & Jumbled words
 - b) Assignment I: To upload a picture of the participant (or selfie) listening to inauguration or participating in live classes or working in the Moodle server.
- Feedback on the session was collected

DAY 2: 24/11/2020

Day 2: Video editing Kdenlive Resource Person: Dr. Paulbert Thomas, Assistant Professor, Department of Electronics, The Cochin College, Kerala	Recorded Class	1. Installation of Kdenlive
		2. Basic functionalities of Kdenlive: Trimming the video, Changing the audio, Mixing two Video
	Live Class	1. Removing camera background in OBS
		2. Using Scene transitions in OBS
		3. Live streaming to YouTube using OBS
	4. Video editing using Kdenlive	
		Assignment

Recorded class on the following topics were made available to participants at 7 a.m.

- Installation of Kdenlive
- Trimming a video using Kdenlive
- Changing the audio in a video file.
- Mixing two Videos.

Technical Session II: 3.00 p.m. to 6.00 p. m.

- Session Chairperson: **Dr. E. Julie**, Assistant Professor of Zoology, Providence Women's College.
- Resource Person: **Dr. Paulbert Thomas**, Assistant Professor, Department of Electronics, The Cochin College, Kerala
- Topic: Video editing Kdenlive
- Key points discussed
 - Keyboard shortcuts in OBS
 - Transitions in OBS
 - Chroma key in OBS
 - Filters in OBS
 - Youtube live streaming
 - Trimming tools in Kdenlive and video editing using Kdenlive
- It was a hands-on training session with active interaction between resource person and the participants
- Vote of thanks: **Dr. Satheesh George**, Assistant Professor, Department of Botany, St. Joseph college, Devagiri, Calicut
- Assessment: Assignment II; To record a video of the class by participant using a screen recorder and upload in youtube and share the link,
- Feedback on the session was collected

DAY 3: 25/11/2020

Day 3: Introduction to Moodle Resource Person; Dr. <u>Ashkarali P.</u> , Assistant Professor, Department of Electronics, Govt Arts and Science College <u>Tanur</u> , Malappuram, Kerala	Recorded Class	1. Request a course in <u>moodle</u> 2 Basic idea on creating course structure and enrolling students to course
	Live Class	1. Uploading e contents to moodle: pdf, ppt, video, audio. 2. Creating assignment
		Assessment

Recorded class on the following topics were made available to participants at 7 a.m.

- Request a course in moodle
- Basic idea on creating course structure and enrolling students to course

All participants were asked to request for their own course before the live session

Technical Session III: 3.00 p. m. to 6.00 p. m.

- Session Chairperson: **Dr. Aparna Nandakumar**, Assistant Professor of English, Providence Women's College
- Resource Person: **Dr. Ashkarali**, Assistant Professor, Department of Electronics, Govt. Arts and Science College Tanur, Malappuram
- Topic: Introduction to Moodle
- Key points discussed
 - Introduction to MOOC courses
 - Developing a e-course
 - Uploading e-contents to moodle: pdf, powerpoint, video, audio
 - Whiteboard
 - Creating a page in the moodle
 - Uploading a URL in the moodle
 - Creating an assignment in moodle
- It was a hands-on training session with active interaction between resource person and the participants
- A forum for asking doubts of participants was created.
- Vote of thanks: **Dr. Surya, K.**, Assistant Professor of English, Providence Women's College
- Assessment: a) Quiz II; 10 MCQ questions with 1 mark each
b) Quiz III; Interactive assessment with H5P
- Feedback on the session was collected

DAY 4: 26/11/2020

Day 4: Evaluations using Moodle Resource Person: Dr. A. R. Ramesh Asst. Prof. of Chemistry Govt. Victoria College Palakkad, Kerala	Recorded Class	1. Creating a quiz 2. Adding question bank
	Live Class	1. Live demonstration on MCQ, Match the following, True or false, Drag and drop
		Project

Recorded class on the following topics were made available to participants at 7 a.m.

- Assessment possible in MOODLE
- Creating a Quiz
- Adding question bank
- Adding question from question bank to quiz

Technical Session IV: 3.00 p.m. to 6.00 p. m.

- Session Chairperson: **Dr. Minoo Divakaran**, IQAC Cordinator & Assistant Professor of Botany, Providence Women's College
- Resource Person: **Dr. A. R. Ramesh**, Assistant Professor of Chemistry, Govt. Victoria College, Palakkad, Kerala
- Topic: Evaluations using Moodle
- Key points discussed
 - Live demonstration on creating MCQ, Match the following, True or False and Drag and Drop questions
 - Kahoot online quiz
 - Measures to prevent malpractices during online exams
 - Taking attendance using moodle
 - Editor settings in moodle
- It was a hands-on training session with active interaction between resource person and the participants
- Vote of thanks: **Dr. Viju Kurian**, Assistant Professor of English, Baselius College, Kottayam
- Assessment: Project; To create a course as a teacher, Add contents to the course, Enable easy enrolment option and Add participants to the course
- Feedback on the session was collected

DAY 5: 27/11/2020

Day 5: Interaction with Moodle Resource Person: Dr. Ashkarali P, Assistant Professor, Department of Electronics, Govt Arts and Science College Tanur, Malappuram, Kerala	Recorded Class	1. How to create crossword 2. How to create interactive video 3. Attendance
	Live Class	Interactive discussions and choice creation
	Valedictory session	

Recorded class on the following topics were made available to participants at 7 a.m.

- Create crossword
- Create interactive video
- Take Attendance in Moodle

Technical Session V: 3.00 p.m. to 5.00 p. m.

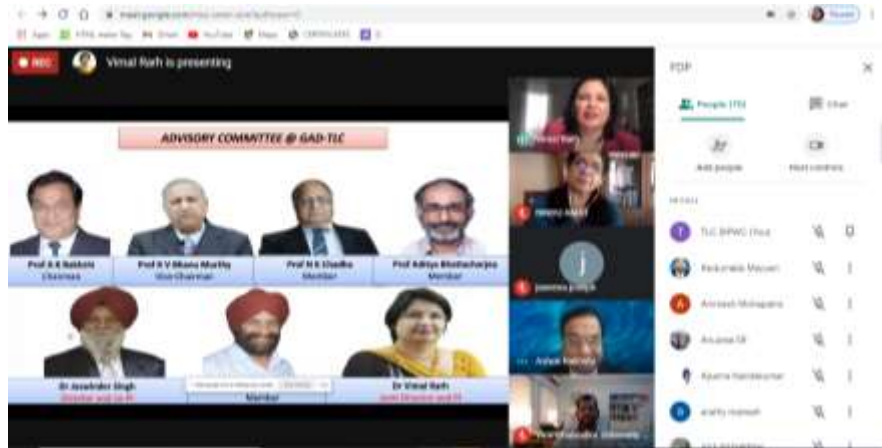
- Session Chairperson: **Ms. Preethy Mary George**, Assistant Professor of English, Providence Women's College
- Resource Person: **Dr. Ashkarali**, Assistant Professor, Department of Electronics, Govt. Arts and Science College Tanur, Malappuram
- Topic: Interactions with Moodle
- Key points discussed
 - Moodle for collaborative activity
 - Adding H5P interactive content
 - Forums and Discussions in moodle
 - Creating Choice in moodle
 - Wiki activity in moodle
 - Concept map
- It was a hands-on training session with active interaction between resource person and the participants
- Vote of thanks: **Dr. Kavitha Jacob**, Assistant Professor, Department of Chemistry, Bishop Abraham Memorial College, Kottayam
- Assessment: Quiz IV; 10 MCQ questions with 1 mark each
- Feedback on the session was collected

Valedictory session (5:00 pm to 6:00 pm)

- Welcome speech: Dr. Laina P, Assistant Professor of History, Providence Women's College
- Valedictory Message: Dr. Jaswinder Singh, Principal, SGTB Khalsa College, Delhi University

- Feedback by the participants
- Concluding Remarks: Dr. Vimal Rarh, National Coordinator of FDP, Project Head & Joint Director, GAD-TLC of MHRD Coordinator, National Resource Centre of Chemistry of MHRD
- Vote of thanks: Dr. Deepthi Jose, Coordinator of FDP
- Overall feedback about FDP was collected.
- National Anthem

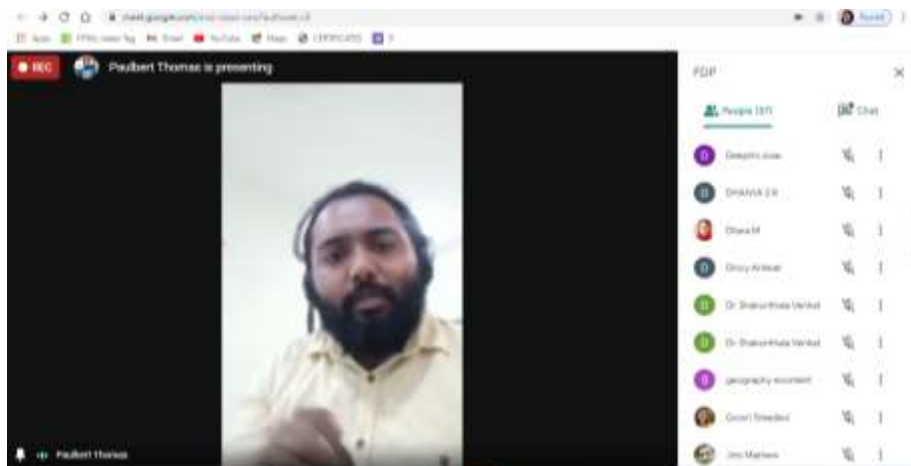
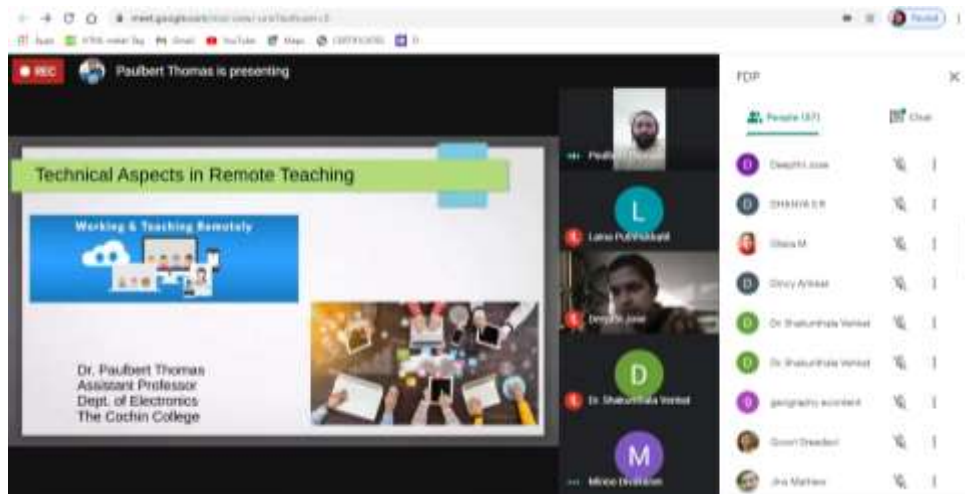
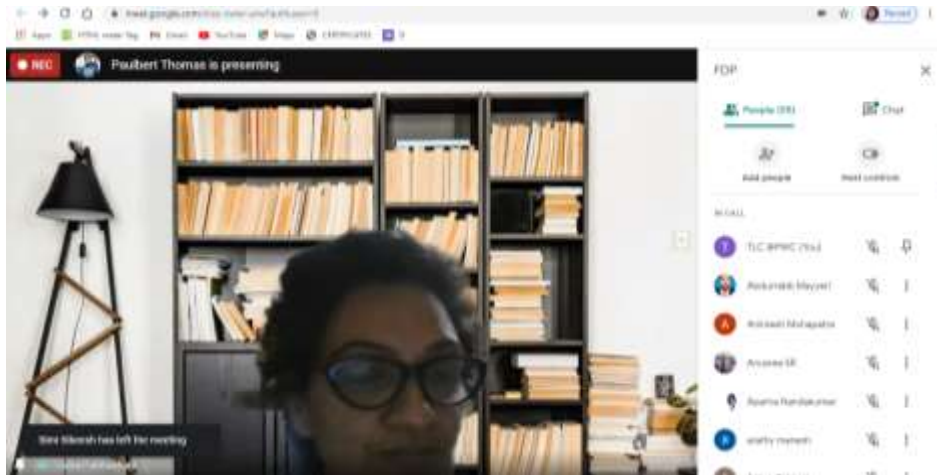
PHOTOGRAPHS



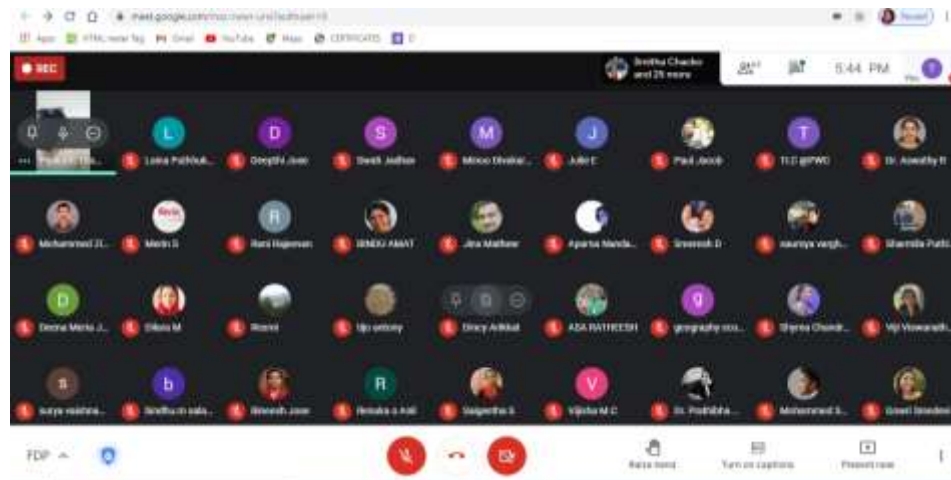
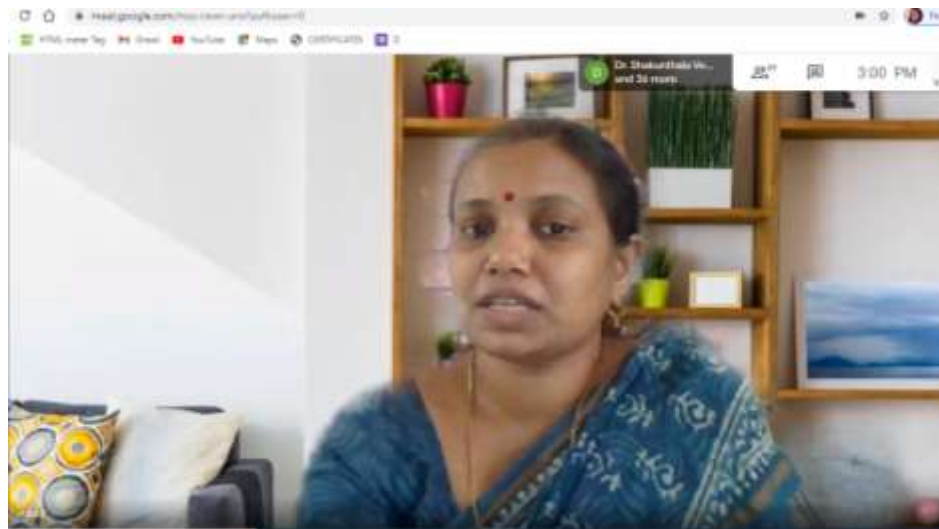
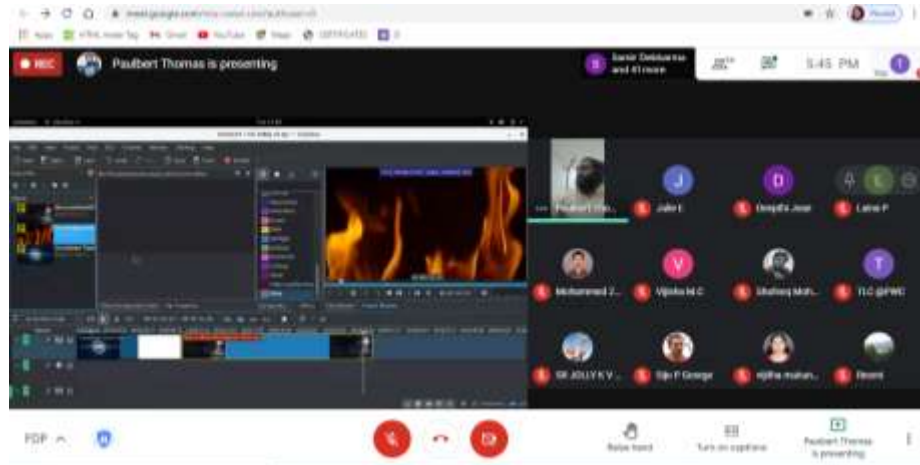
Inauguration 23/11/2020



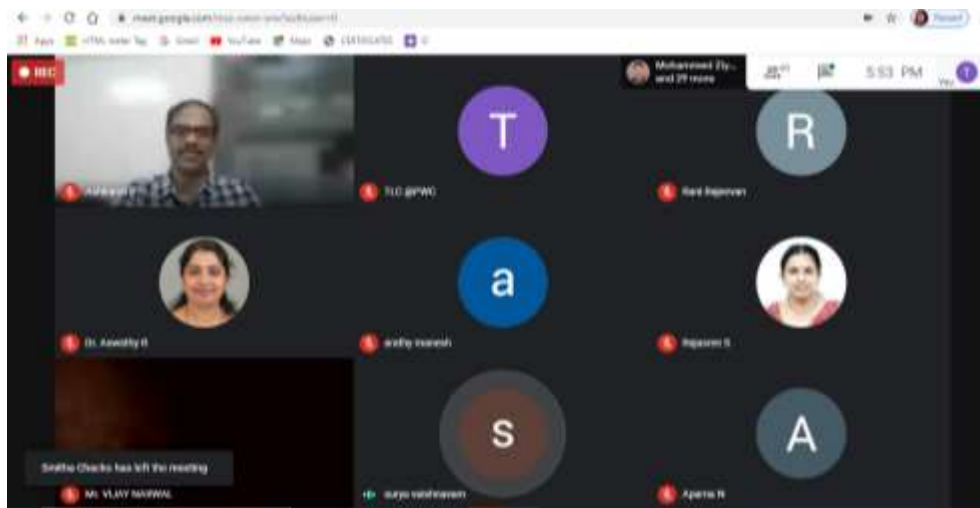
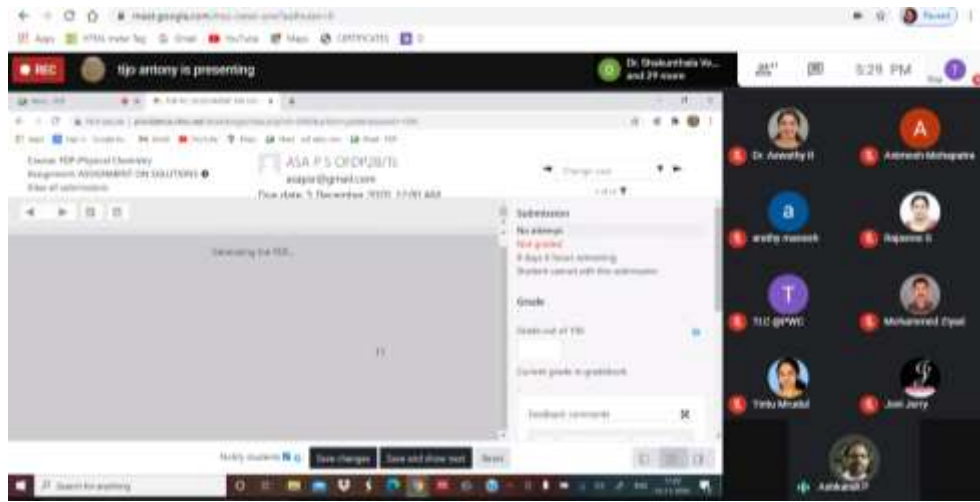
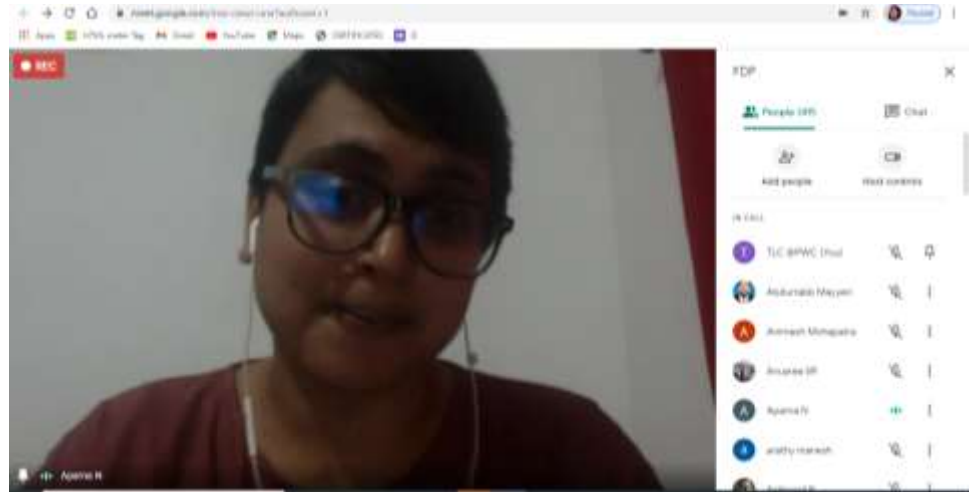
Keynote Address



Technical Session I: 23/11/2020



Technical Session II: 24/11/2020



Technical session III: 25/11/2020

One Week Online EDP
DIGITAL TOOLS IN TEACHING
21 - 27 November 2020

Day 4 : 26.11.2020
Evaluations using Moodle

Resonance Person:
Dr. A. R. Ramesh
Asst. Prof. of Chemistry
Govt. Victoria College
Palakkad, Kerala

3.00 pm
Live Session

1. Live demonstration on MCQ. Match the following. True or false. Drag and drop

Project

E-Tools for Online Teaching

Connect internet in your Laptop
(Mobile phone alone may not be sufficient)

Session will start in
01:48

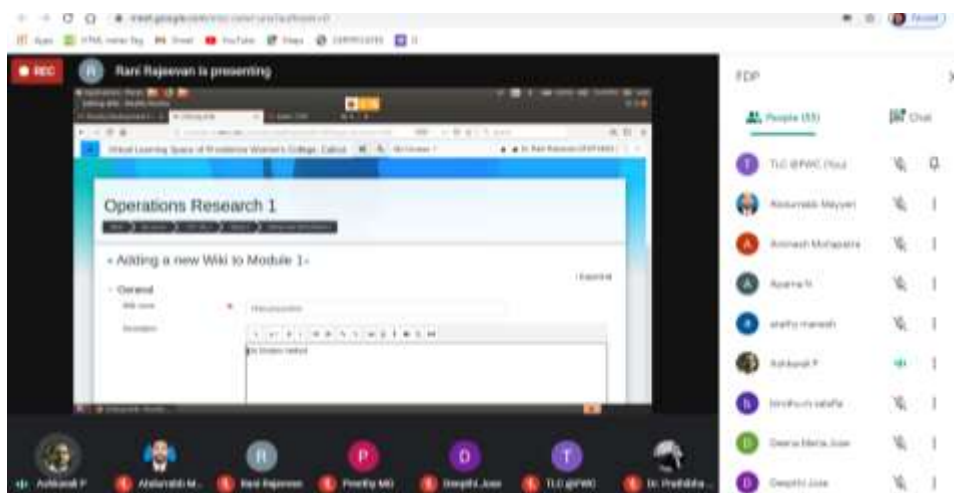
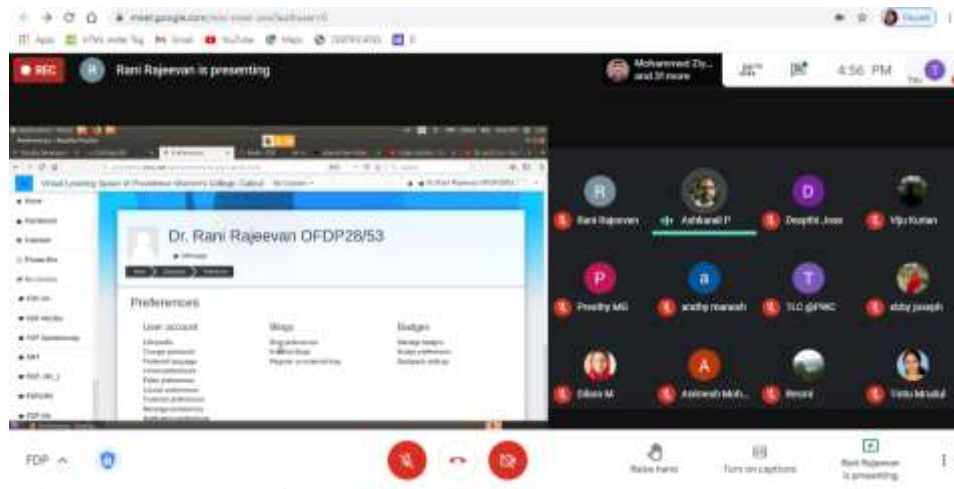
Dr. Ramesh A.R.
Assistant Professor of Chemistry
Govt. Victoria College Palakkad
WhatsApp: 9387856260

Quiz 1 - Ionisation methods

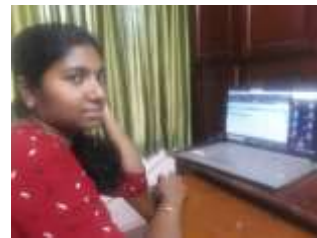
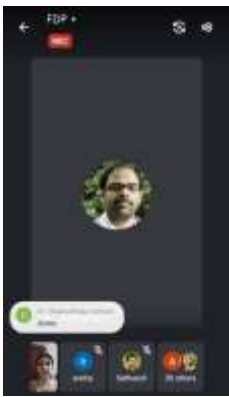
Question 1: Match the following

Question	Options
1. Match the following	<ul style="list-style-type: none"> 1. Match the following 2. Match the following 3. Match the following 4. Match the following

Technical session IV: 26/11/2020



Technical Session V: 27/11/2020





Challenges in Development of MOOCs

High quality self-learning material

- Modules to be arranged in Systematic & logical manner
- Simple language
- Clarity of expression
- Ability to come down to level of the students



ICT empowered Pedagogies

Flipped Learning

Blended Learning

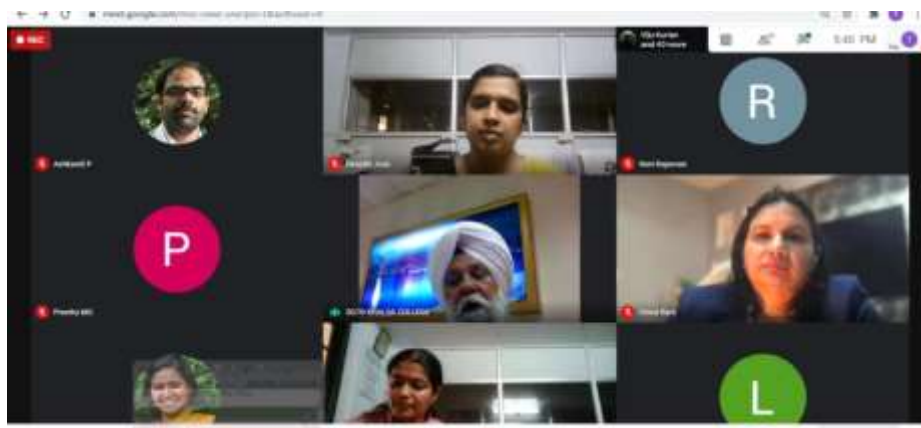
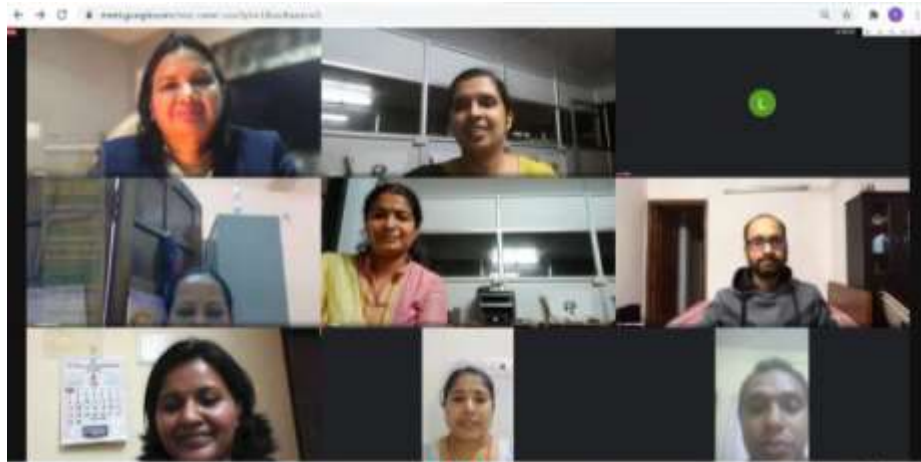
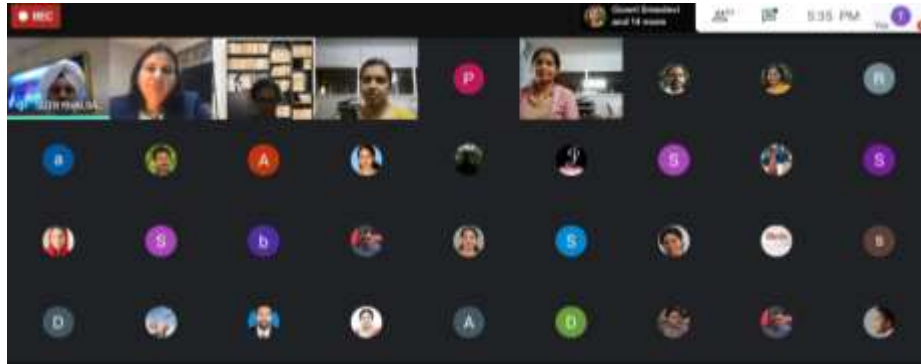
TRADITIONAL

FLIPPED

Meeting Details

Name	Join	Leave
Pradeep Singh	Join	Leave
Dr. Pradeep Singh	Join	Leave
Dr. Pradeep Singh	Join	Leave
Dr. Pradeep Singh	Join	Leave
Dr. Pradeep Singh	Join	Leave
Dr. Pradeep Singh	Join	Leave
Dr. Pradeep Singh	Join	Leave
Dr. Pradeep Singh	Join	Leave
Dr. Pradeep Singh	Join	Leave
Dr. Pradeep Singh	Join	Leave

Photos by the Participants



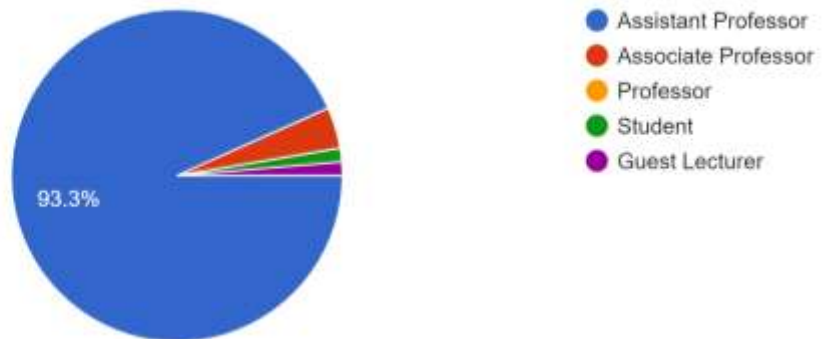
Valedictory Session 27/11/2020

STATISTICAL ANALYSIS

Designations of Participants attended:

Sl. No.	Designation	Number of Participants/75
1	Assistant Professor	70
2	Associate Professor	3
5	Student	1
6	Guest lecturer	1

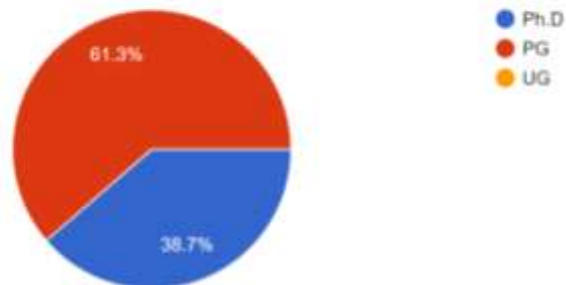
75 responses



Qualification:

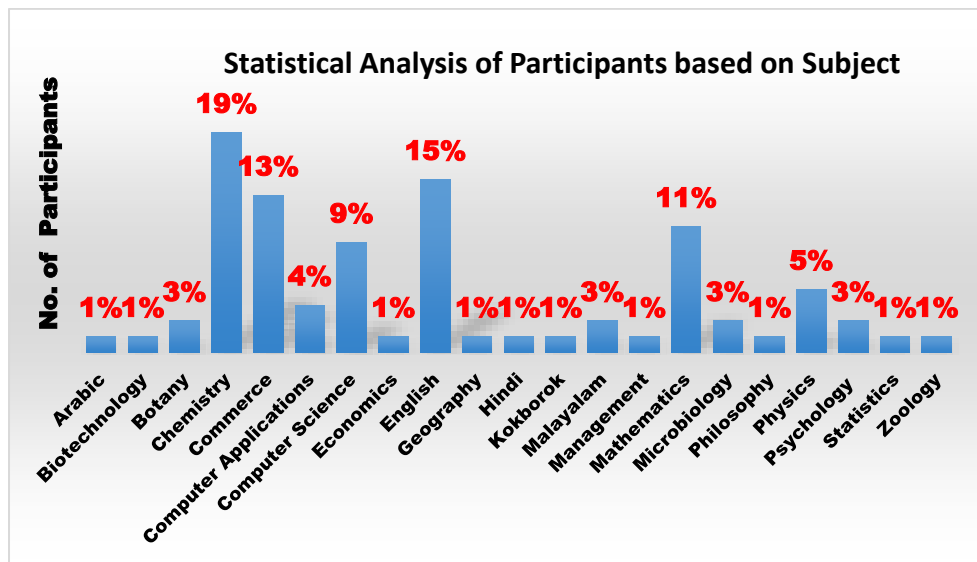
Sl. No.	Qualification	Number of Participants/75
1	Ph. D.	29
2	P.G.	46

75 responses



Subject:

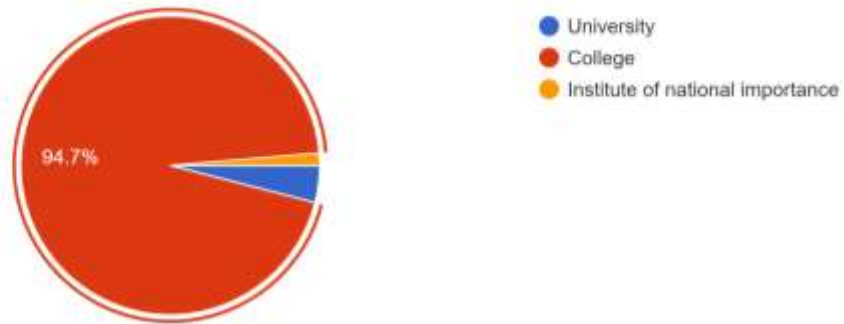
Subject	No. of Participants
Arabic	1
Biotechnology	1
Botany	2
Chemistry	14
Commerce	10
Computer Applications	3
Computer Science	7
Economics	1
English	11
Geography	1
Hindi	1
Kokborok	1
Malayalam	2
Management	1
Mathematics	8
Microbiology	2
Philosophy	1
Physics	4
Psychology	2
Statistics	1
Zoology	1



Nature of Institution:

Sl. No.	Nature of Institution	Number of Participants/75
1	University	3
2	College	71
3	Institute of National Importance	1

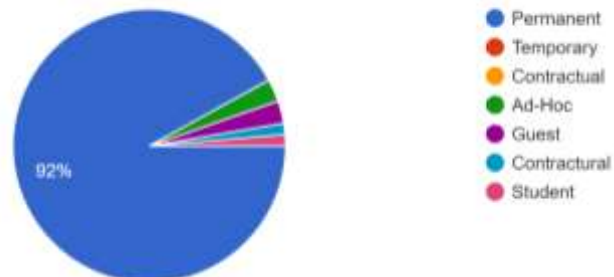
75 responses



Nature of Appointment

Sl. No.	Nature of Appointment	Number of Participants/75
1	Permanent	69
2	Contractual	1
3	Ad-Hoc	2
4	Guest Lecturer	2
5	Student	1

75 responses

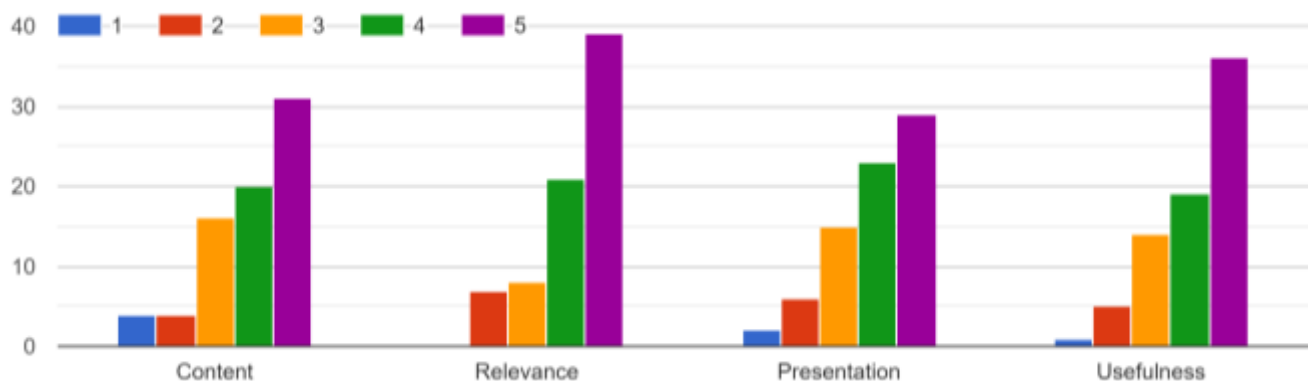


SESSION WISE FEEDBACK ANALYSIS

Technical session I (23/11/2020): Screen Recording Using OBS

Resource Person: *Dr. Paulbert Thomas, Assistant Professor, Department of Electronics, The Cochin College, Kerala*

Rating of the session in terms of Content, Relevance, Presentation and Usefulness of the topics discussed



1 stands for "disappointing" and 5 for "excellent"

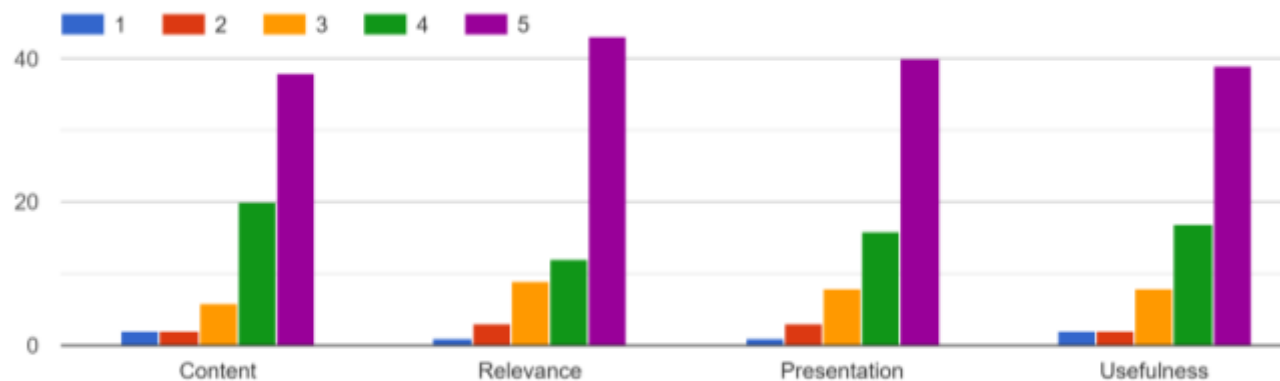
Relevant comments by the participants

- I am new to OBS. The entire session was useful
- Didn't learn anything new as the discussion was reduced to installation of the software and I had already installed it.
- I learnt that screen recording is not as difficult as I thought it would be!
- Keep discussion only at the end of the session
- The extremely long inaugural session was a sheer waste of time and focused on all kinds of banalities. Everyone knows the simple fact that we need to make use of digital tools in all spheres of education. Why reiterate that fruitlessly! Instead, more time could have been devoted to the functionality and workings of OBS. Once we started discussing OBS, we realized the difficulties faced by many teachers. Unfortunately, there was barely any time left to address their concerns after vanity fair.
- Please make the live session recorded so that everyone can access it at any time.
- Please provide clear directions regarding assignments. Didn't know there would be a count down!!

Technical session II (24/11/2020): Video Editing Kdenlive

Resource Person: Dr. Paulbert Thomas, Assistant Professor, Department of Electronics, The Cochin College, Kerala

Rating of the session in terms of Content, Relevance, Presentation and Usefulness of the topics discussed



1 stands for "disappointing" and 5 for "excellent"

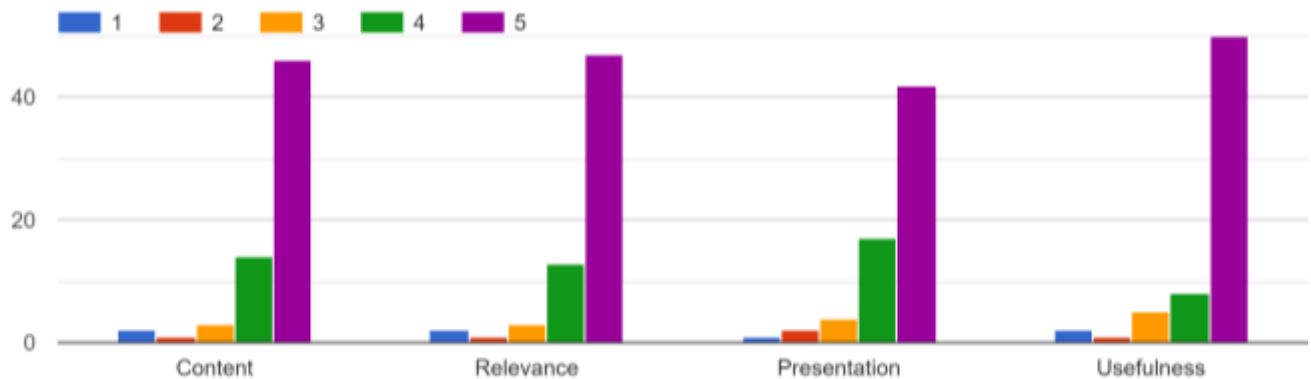
Relevant comments by the participants

- Too much content for one day. And, moreover, we all are using different Operating Systems
- Acquired basic knowledge of kdenlive
- Could learn basic and advance level of using OBS and Kdenlive.
- Session was very good and lively
- Resource person explained each and every corner Neatly and perfectly
- If we got more time to explain kdenlive, it will be better
- Excellent Session
- It was a really good session
- If the video is downloadable it will be useful for beginners like we people
- Would have given more sessions for OBS and Kdenlive

Technical session III (25/11/2020): Introduction to Moodle

Resource Person: *Dr. Ashkarali P, Assistant Professor, Department of Electronics, Govt Arts and Science College, Malappuram, Kerala*

Rating of the session in terms of Content, Relevance, Presentation and Usefulness of the topics discussed



1 stands for "disappointing" and 5 for "excellent"

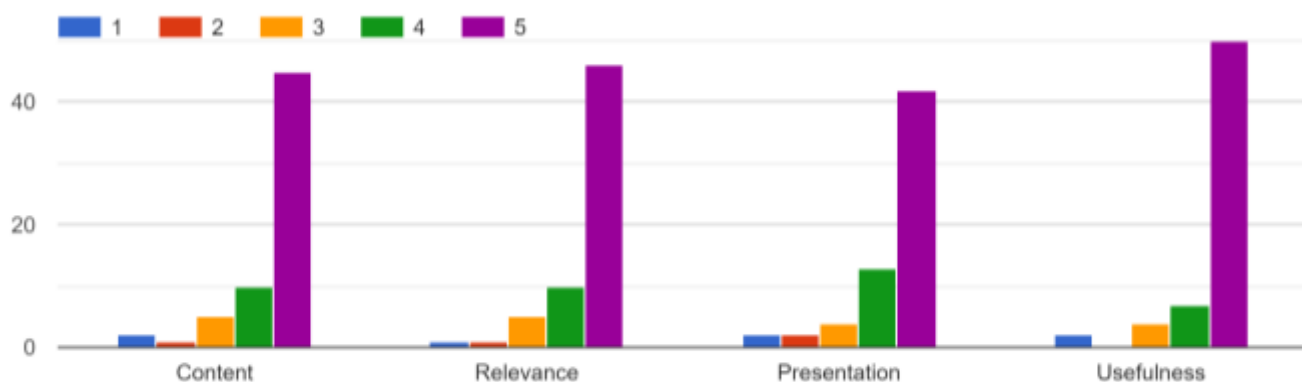
Relevant comments by the participants

- Very effective
- Looking forward into learning more on Moodle
- It's very interactive session.
- It was a very interactive session
- Learnt a few basic tools regarding Moodle. But I did not find the platform particularly user-friendly. The interface is clumsy and confusing. I certainly learnt that online teaching can get very monotonous for students and I began sympathizing my own students.
- Very good and useful
- It would be good if the instructor presents his screen rather than asking others to present. It may appear interactive but doesn't serve any purpose.
- Learned how to manage online class using moodle. To create course and give assignments.
- Helped the session to know more about Moodle
- Learned how to use moodle platform professionally for online teaching
- Everything taught today is new to me.
- Teacher can assess the students through this online teaching tool

Technical session IV (26/11/2020): Evaluations using Moodle

Resource Person: Dr. A. R. Ramesh, Asst. Prof. of Chemistry, Govt. Victoria College, Palakkad, Kerala

Rating of the session in terms of Content, Relevance, Presentation and Usefulness of the topics discussed



1 stands for "disappointing" and 5 for "excellent"

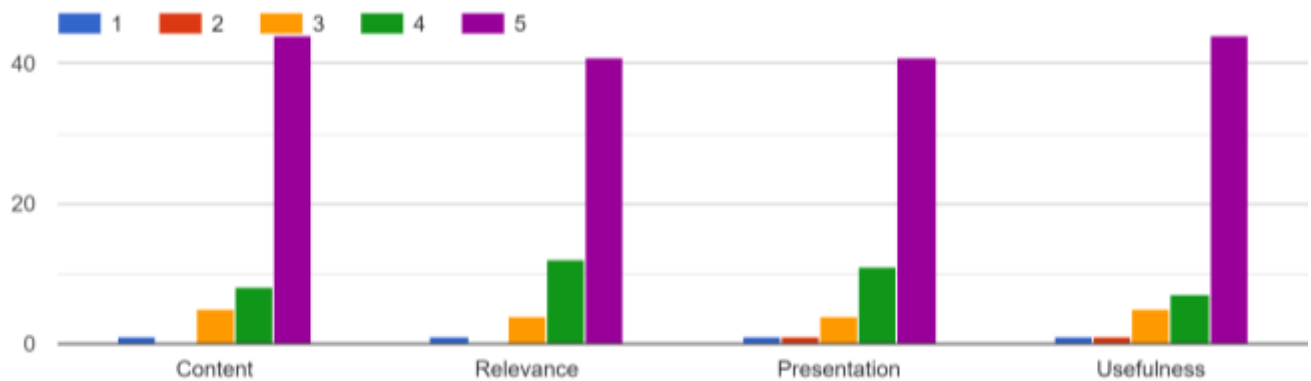
Relevant comments by the participants

- Very effective
- Very well explained
- Can organise programmes like this which will help teachers to equip them to use ICT facilities.
- Informative session
- Got an idea about the preparation of MCQ, Match the following, Fill in the blanks
- Moodle is most important in teaching and learning
- Learned evaluations using online devices
- Learned how to do an online quiz effectively
- Understood setting up of different type questions in Quiz.
- Learned customize moodle
- I could follow each step

Technical session V (27/11/2020): Interaction using Moodle

Resource Person: Dr. Ashkarali P, Assistant Professor, Department of Electronics, Govt Arts and Science College, Tanur, Kerala

Rating of the session in terms of Content, Relevance, Presentation and Usefulness of the topics discussed



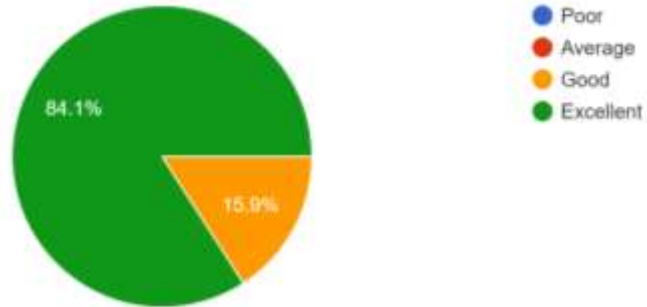
1 stands for "disappointing" and 5 for "excellent"

Relevant comments by the participants

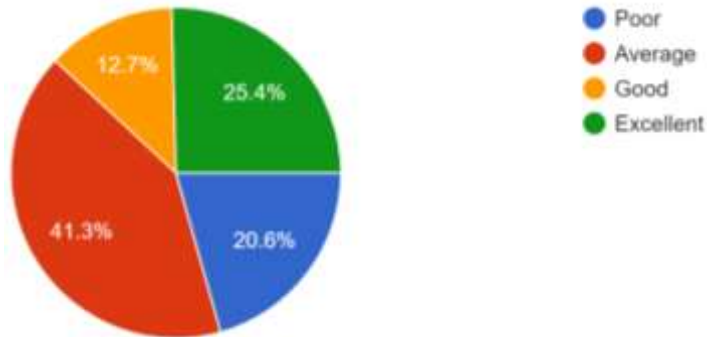
- Useful to know interactive video content
- Learnt the ways various options in Moodle can be used
- Explore knowledge about Moodle
- Learned how to interact with students using moodle platform
- Thank you for the wonderful session. Overwhelmed.
- Little bit difficult to understand a beginner. Please upload the videos which can be downloadable.
- Well explained each and every corner of the topic.
- Great effort
- It would have been really helpful if we could download the recorded videos for later learning.
- Conduct more sessions
- Looking forward to future FDPs to update ourselves
- Familiarized with Usage of Moodle. adding Question bank, wiki, H5p
- Learned how to do interactive sessions in Moodle
- Very interesting session

Overall Feedback about the FDP “Digital Tools in Teaching”

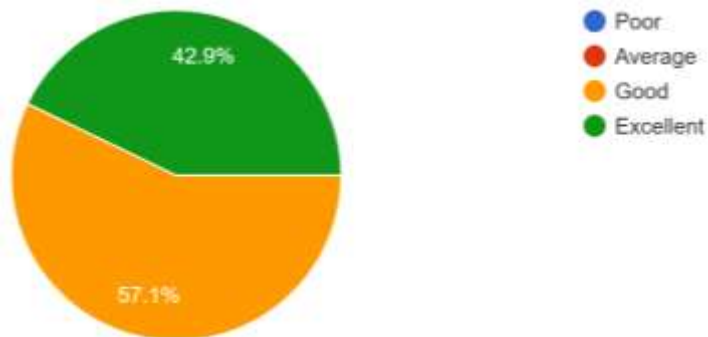
1. Rate FDP



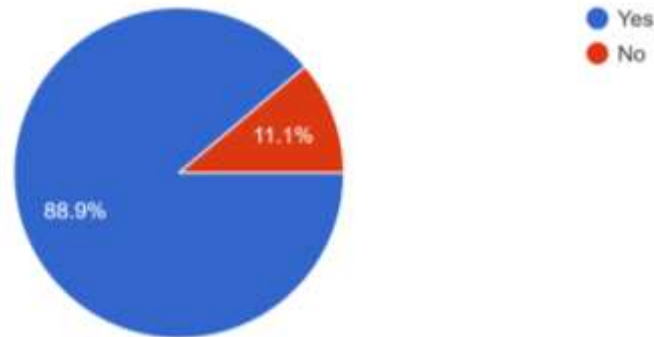
2. Overall knowledge of the participants in the topics covered in this OFDP before attending



3. Overall knowledge of the participants in the topics covered in this OFDP after attending.



4. Wish to attend any other FDP



Relevant comments by the participants

- Given excellent online training, especially on Moodle
- Excellent work done by Providence College team
- It was well organized. Team was very supportive. Resource Persons were resourceful.
- Excellent program with timely conducted sessions and in above all it was participant friendly. Recorded videos on each day was very much helpful to get an idea about the contents that will be discussed on every live sessions.
- All the sessions were interactive, informative and insightful. PWC Organized the FDP quite systematically and professionally.
- This is the kind of trainings needed. This FDP created a confidence in me. Want to participate in more such trainings and excel so that I can also share my knowledge. Providence College has done it in the best way. Organisers, resource persons, all were so helping at any point of time. Great..
- Overall This was an excellent program in all sense. Hands on experience helped us to improve ourselves very much in the field of digital tools in Teaching.
- This course is very effective and has been executing well.
- It was a very informative programme.
- Excellent sessions. Organized well in systematic manner
- Please have more discussion forums every day, so that students can clear their doubts outside the sessions.
- The entire programme was so helpful and resourceful. Had a good time learning in between the busy schedule of teaching. Thank you so much to the entire crew behind this course

- The interactive sessions included during live sessions were very much productive
- FDP was very informative and successful in improving our knowledge in OBS, Kdenlive and Moodle. It will be very helpful for us in enhancing the skill of teaching.
- This FDP is very relevant to current situation. Although I am using these software before this FDP, after FDP updated some more clear ideas.
- Classes were lively and time of the live sessions was very convenient
- It was a good training programme. Appreciate the efforts and commitment of the organisers and the trainers. Special appreciation to the coordinator.
- GOOD/ PROFESSIONAL COORDINATION AND TIME MANAGEMENT
- However much we try, these online classes tend to get boring at the end of the day. I know it is a necessary evil and we cannot escape it but while using these tools we need to keep in mind that we are teaching young adults and not secondary school kids, where we can impress them through the use of interactive tools. They might get impressed initially with the novelty of the technology used but will soon lose interest if the content is of poor quality. The speakers were very kind and knowledgeable but the product they were trying to promote (i.e. Moodle) itself has an extremely clumsy interface, with far too many unnecessary options. It seems the designers of the software have tried to squeeze everything resulting in a highly user-unfriendly LMS.
- Excellent work done by Providence College team
- Eminent resource persons with nice presentation
- Good Schedule and timing. Should conduct more fdp.
- Excellent programme. Planning and execution was perfect
- Well done pgm. Thank you very much for all the team members behind this wonderful FDP.
- The course was well coordinated and the resource persons were excellent in demonstrating